



Designer
JDW
Date
11/04/2024
Scale
Not to Scale
Drawing No.
2
Summary

| Luminaire Locations | | | |
|---------------------|-------|-------|-------------|
| No. | Label | MH | Orientation |
| 3 | C | 40.00 | 136.80 |
| 4 | C | 40.00 | 321.57 |
| 5 | C | 40.00 | 90.00 |
| 6 | C | 40.00 | 185.08 |

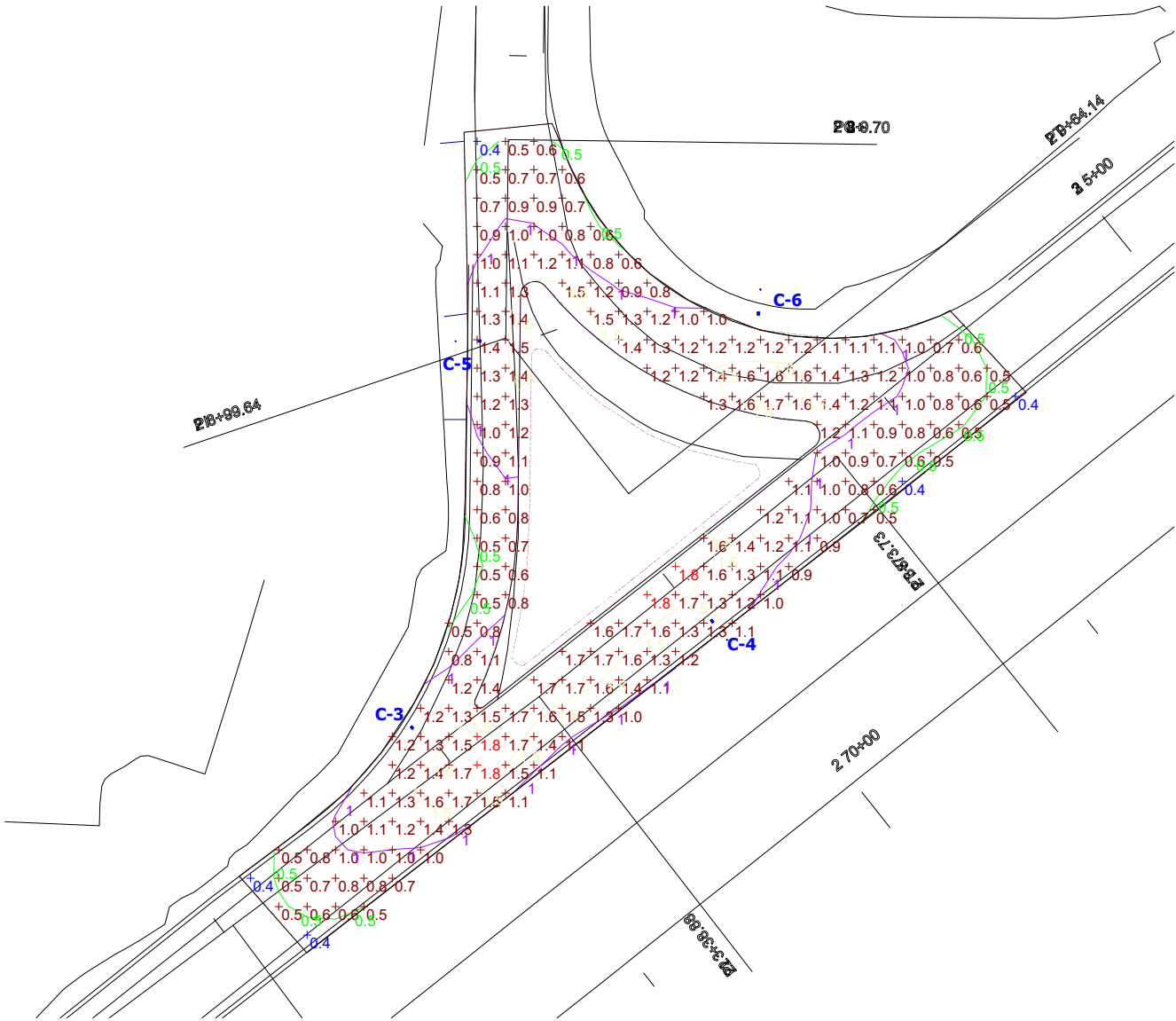
| Illumination Design Criteria | | |
|------------------------------|--------------|---------|
| Description | Average (Fc) | Avg/Min |
| Intersection | 0.8 | 3.0 |

| Statistics | | | | |
|--------------|--------|--------|--------|---------|
| Description | Avg | Max | Min | Avg/Min |
| Intersection | 1.1 fc | 1.8 fc | 0.4 fc | 2.8:1 |

| Schedule | | | | | | | |
|-----------------------------------|-------|-----|----------------------------|---------------------------------------------------|-------------|------|-------------|
| Symbol | Label | QTY | Manufacturer | Description | Lamp Output | LLF | Input Power |
| <div><div></div><div></div></div> | C | 16 | American Electric Lighting | Autobahn Small P205 Package Roadway Type II 4000K | 13920 | 0.85 | 102 |



CONTOUR LEGEND



Plan View - Intersection

| Luminaire Locations | | | |
|---------------------|-------|-------|-------------|
| No. | Label | MH | Orientation |
| 10 | C | 40.00 | 145.08 |
| 11 | C | 40.00 | 145.08 |

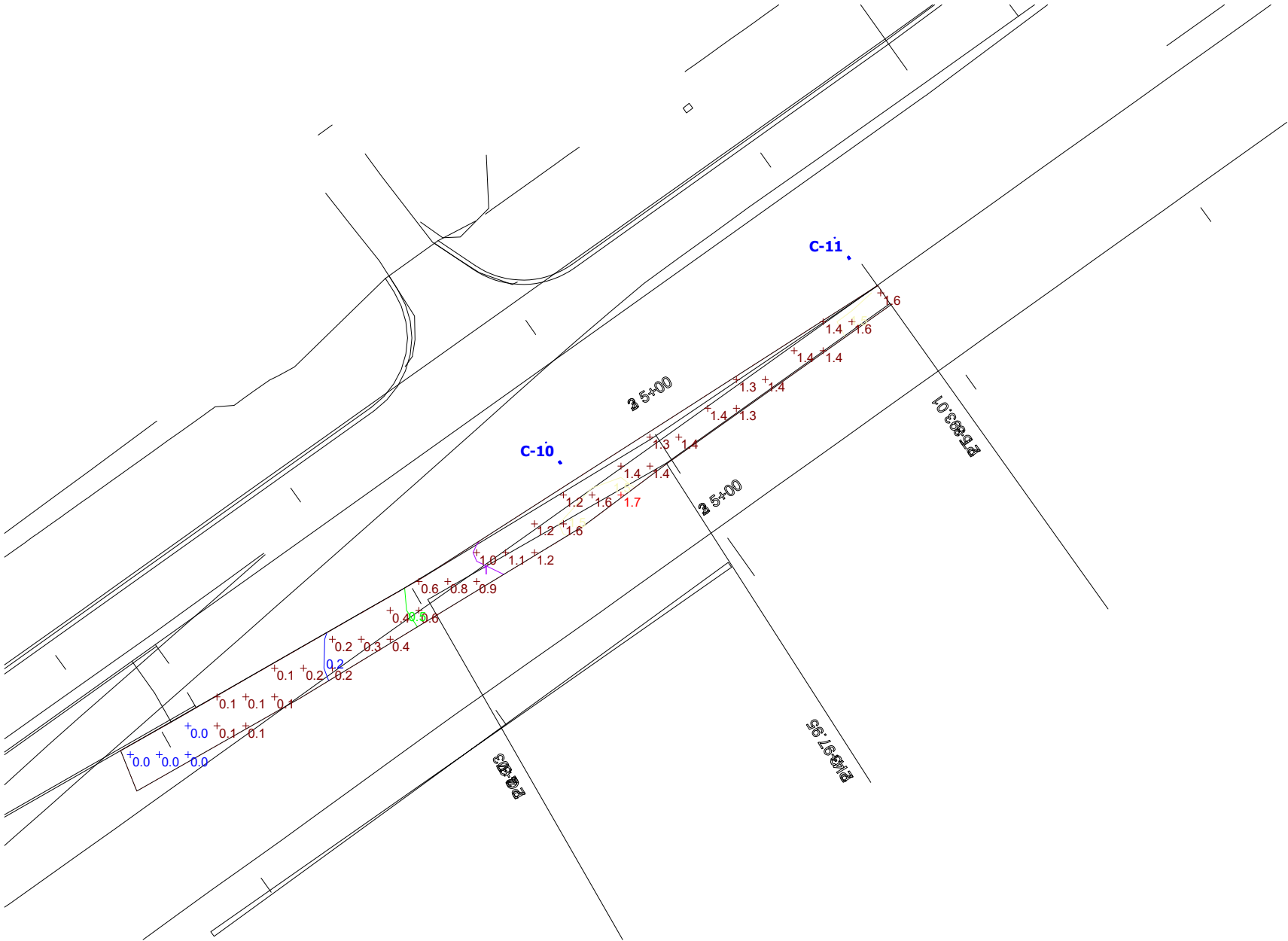
| Illumination Design Criteria | | |
|------------------------------|--------------|---------|
| Description | Average (Fc) | Avg/Min |
| Ramp #2 | 0.6 | 3.0 |

| Schedule | | | | | | | |
|---------------------------|-------|-----|----------------------------|---------------------------------------------------|-------------|------|-------------|
| Symbol | Label | QTY | Manufacturer | Description | Lamp Output | LLF | Input Power |
| <div>□</div> <div>.</div> | C | 16 | American Electric Lighting | Autobahn Small P205 Package Roadway Type II 4000K | 13920 | 0.85 | 102 |

| Statistics | | | | |
|-------------|--------|--------|--------|---------|
| Description | Avg | Max | Min | Avg/Min |
| Ramp #2 | 1.1 fc | 1.6 fc | 0.8 fc | 1.4:1 |



CONTOUR LEGEND



Plan View - Ramp #2

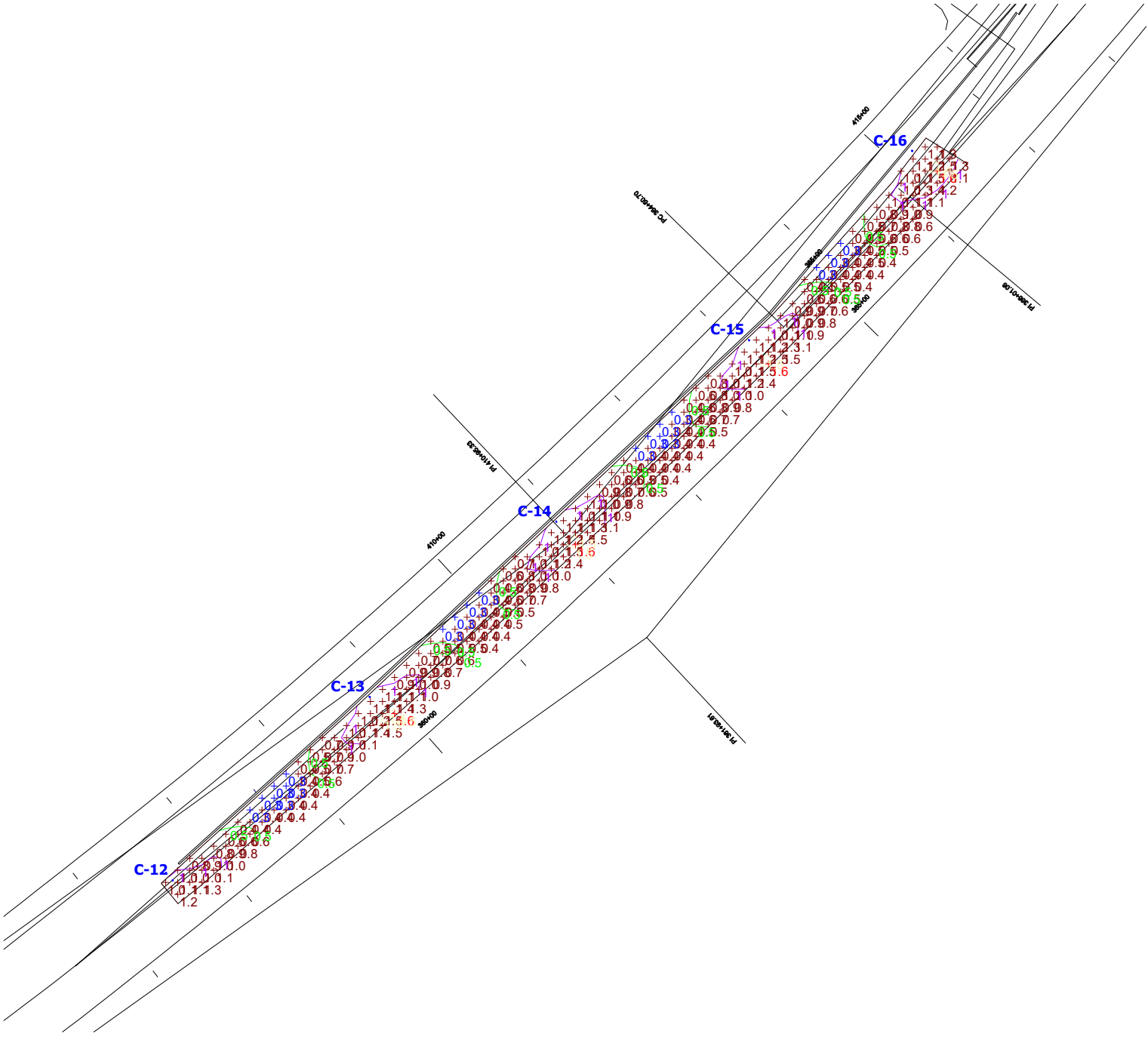


| Luminaire Locations | | | |
|---------------------|-------|-------|-------------|
| No. | Label | MH | Orientation |
| 12 | C | 40.00 | 139.30 |
| 13 | C | 40.00 | 139.40 |
| 14 | C | 40.00 | 136.18 |
| 15 | C | 40.00 | 136.18 |
| 16 | C | 40.00 | 126.88 |

| Illumination Design Criteria | | |
|------------------------------|--------------|---------|
| Description | Average (Fc) | Avg/Min |
| Ramp #3 | 0.6 | 3.0 |

| Statistics | | | | |
|-------------|--------|--------|--------|---------|
| Description | Max | Avg | Min | Avg/Min |
| Ramp #3 | 1.6 fc | 0.8 fc | 0.3 fc | 2.7:1 |

| Schedule | | | | | | | |
|----------|-------|-----|----------------------------|---------------------------------------------------|-------------|------|-------------|
| Symbol | Label | QTY | Manufacturer | Description | Lamp Output | LLF | Input Power |
| □ . | C | 16 | American Electric Lighting | Autobahn Small P205 Package Roadway Type II 4000K | 13920 | 0.85 | 102 |



Plan View - Ramp #3

